

Paving Grids


Bodpave®

Our standard BodPave® is an interlocking cellular paving system incorporating 40mm deep cells and 35mm deep ground spikes. BodPave® can be installed with either a grass or gravel filled surface. Manufactured from UV stabilised 100% recycled HDPE, BodPave® is strong, chemically inert and non-toxic, enabling it to provide a durable, safe and sustainable eco-friendly surface for trafficked areas. Designed for applications such as:

- Car Parks
- Emergency and Heavy Vehicle Access Roads
- Aircraft Taxiways and Helipads
- Walkways and Disabled Routes
- Golf Buggy Paths
- SUDS Source Control

BodPave® is a cost effective solution to worn and rutted grassed areas, displaced gravel and for Source Control of surface water run-off.


BodPave® is designed to be installed onto a well prepared, free-draining and relatively even surface using either Boddingtons 'Reduced-Dig System' or by employing a full sub-base construction incorporating a geogrid reinforcement layer. Paving grids simply connect together and are then filled with either a sand:soil rootzone and seeded or turfed, or filled with an angular gravel as determined by the application. Construction profiles for each application will be determined by the specific site conditions and loading criteria. Detailed design literature and technical support is available on request.



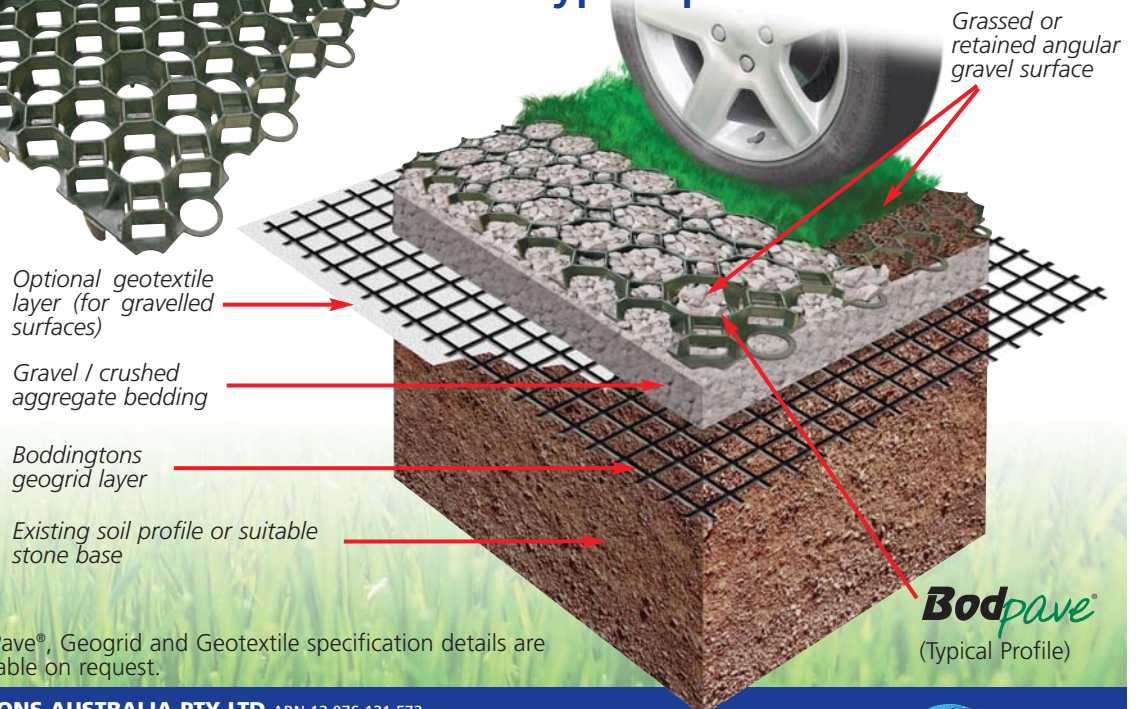
BodPave® can be filled with a propriety rootzone mix for a grassed surface



BodPave® can be filled with gravel for applications including regular access routes and driveways.



Typical profile



BodPave®, Geogrid and Geotextile specification details are available on request.


BodPave® grids have a very open cell structure allowing unrestricted healthy grass root growth and water infiltration, they also incorporate 35mm 'ground-spikes' on the base which fix through the adjacent grid's edge-loops to provide the entire structure with firm anchorage and structural integrity and making them easy to install at rates of up to 100m² per hour.



BodPave® is quick and easy to install



BodPave® installation for a grassed overflow car park



BodPave® can be used immediately after installation



BodPave® is the perfect solution for emergency service access routes with either a grass or gravel fill

BodPave® should be installed onto a firm level sub-base (typically a DoT Type 1 or modified porous sub-base). The thickness of this base is dependant on the existing ground conditions and the design load specifications. Please contact our technical team for further details. Please note that with all BodPave® installations, we strongly recommend that all areas should have sufficient drainage prior to the installation. Failure to ensure this may result in the product not performing as intended.

Technical Information

Available to download online at www.boddingtons.com.au:

Please contact our technical sales team for further technical literature or advice:

- Specification and Installation guidance
- Product data sheets
- Case studies
- Installation locations



Grassed Surface installation



Gravel Surface installation



'Reduced Dig' installation

PAVE SIZE	NOMINAL CELL SIZE	QUANTITY per m ²	WEIGHT	LOAD BEARING CAPACITY	MATERIAL	PART No.
500mm x 500mm x 40mm	58mm Octagonal	4.28 Grids*	5.65kg/m ²	150 tonnes/m ²	Recycled Polyethylene	051939

* Once each grid is connected to the adjacent grids, 4.28 grids are required per nett m²

The information on this page is of an illustrative nature and is supplied without charge. It does not form part of any contract with the user. Final determination of the suitability of any information or material for the use contemplated and the manner of the use is the sole responsibility of the user and the user must assume all risk and liability in connection therewith.